

ENTRADA II



drabert



ENTRADA II

We are now opening the door to something new. Taking something good and making it even better. The Entrada II is a further development of a popular task chair. A new chapter in a success story. As the name suggests, a new point of entry but based on the same ergonomic benefits as before. A chair where form and function have been updated with a new user-friendly interface and expression. A contemporary slimmed design by Daniel Figueroa. With customised functionality for today's way of working. All to improve the way you sit. Welcome - take a seat.

A CONTEMPORARY TASK CHAIR

The Entrada II from Drabert is sophisticated and substantial. Both in terms of its looks and its features. It is a task chair that combines shape, function and ergonomics in the best possible way. And as the successor to the popular Entrada chair, it rests on positive foundations. But now newly developed and customised for this day and age, for new working environments and new ways of working. With its unique mechanism and intuitive controls, it is easy to adjust the seat to yourself and your needs. With Drabert's proven ergonomic system, it offers a dynamic seating concept. A healthy seating position that can be easily customised to each individual. As it is so user-friendly, it is also ideal in activity-based working environments where different people in different work settings can easily use it. The Entrada II is manufactured in our own production facilities, which gives us control of the entire process. Our manufacturing process takes place in an energy-efficient and environmentally sustainable manner.





FUNCTIONALITY FOR EVERYONE

With its classical expression and flexible functionality, the Entrada II is well-suited to today's open and creative working environments. Where larger and smaller groups share space and the working day with each other. You can place chairs side by side. Opposite each other or on their own. Whatever the situation or environment, the Entrada II forms part of well thought-out and appealing solutions customised for individuals and groups.



WELL THOUGHT-OUT AND APPEALING

DESIGN - DANIEL FIGUEROA

The Entrada II has a sophisticated design with pure, classical lines. Its style can be recognised from its predecessor. But the Entrada II is still one of a kind. Created by a familiar look. And customised for our day and age. The chair's designer is, now as before, the internationally renowned Daniel Figueroa. He has been designing for Drabert since 1995, and his designs include the Salida and Esencia task chairs. He has won many awards and has extensive experience in designing furniture for working environments and public areas.



"It's an evolution not a revolution"

- Daniel Figueroa



Design: Daniel Figueroa



NEXT OFFICE™ – ACTIVITY BASED WORKING

Nowadays, with the help of technology, we can work whenever and wherever we like. The need for personal workplaces is on the decline and there is instead an increasing need for flexible, activity-based environments. Where you can find an optimal balance between private and social spheres, between meetings and individual work, and between concentration and dialogue. With its intuitive and individualised functionality, the Entrada II is ideal for these working environments. Where the same chair can easily be used by a number of different people during one and the same working day.



AN IMPORTANT PART OF YOUR WORKING DAY

Along with the desk, screen and storage unit, the Entrada II is a part of a functional and ergonomically designed working environment. A part of an important whole. Your working day. Whether you place it next to the bench solution or the desk, it adapts to your needs and working situation. And becomes a part of a well thought-out and well-designed environment that creates positive feelings and well-being.





SIMPLIFIED ERGONOMICS

Drabert task chairs offer a feeling of simplicity and comfort. The successful ergonomic concept is based on the following guidelines:

- **Dynamic sitting**
Prevents static sitting and encourages movement and various types of seating positions. This has a positive effect on our muscles and blood circulation.
- **Body support**
The arms, legs and back are supported in a good, ergonomic way by the chair's back, seat, armrest and lumbar support. Padding in the back and seat offers the best possible cushioning and comfort.
- **User-friendly controls**
The controls are easy to reach and intuitive to use and set. Everything you need to make the chair your own.

TRADITION MEETS INNOVATION

Drabert has a strong tradition when it comes to developing task chairs with a focus on form, function and ergonomics. The proven ergonomic system offers a dynamic seating concept for a healthy seating position. Drabert's innovative product development has received many top awards down through the years. In other words, the Entrada II was born out of considerable know-how. And created from innovative design solutions. With a focus on the working environments of the future and their users.

ERGONOMICS FOR YOU

It is good for us and our muscles to keep our bodies moving even when we are sitting down. This is why the Entrada II favours dynamic sitting. The heart of the chair is the new and patented mechanism, which enables the seat and back to move synchronously in a well-balanced movement pattern. The intuitive controls are easy to use. With a number of simple adjustments, the chair can be set to suit you and your working situation. You decide how far the chair back is allowed to tilt backwards and the level of tilt resistance. The back can also be locked in an upright position.

Seat depth

The seat is depth adjustable to give the best possible leg and thigh support.

Seat height

You can easily adapt the chair's sitting height to suit you so that you sit comfortably and correctly.

Chair back's tilting resistance

This lets you set the required tilting resistance for your chair back.





Lumbar support
Integrated, height adjustable lumbar support offers additional lower back support.

Armrest
The chair armrests give your arms the best possible support.

Chair back's position
Flexible setting for how far back the chair back can tilt.

KINNARPS COLOUR STUDIO

Be inspired by our unique and wide range of fabrics – Kinnarps Colour Studio. It includes everything you need when it comes to creative and beautiful fabrics. An appealing collection with a large selection of colours, materials and patterns. With different characters and feelings. A combination of classical elegance and the latest trends. All to give your interior design your own personal touch. Find the look and atmosphere that works best with your interior.

www.kinnarps.com/kcs



KINNARPS
COLOUR STUDIO

BUILD YOUR OWN CHAIR

On our website you can quickly and easily create your own Entrada II. You choose between different options, fabric colours/versions and different materials used for instance in the star base. All so that you can see how the options you choose look together. And create the best chair just for you.

www.kinnarps.com/entrada



FUNCTIONS & OPTIONS



SEAT HEIGHT

You can easily set the chair's seat height to suit you. This is to give your body the best possible support.



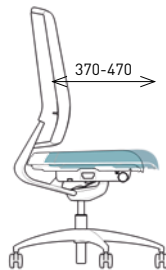
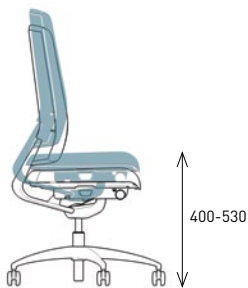
SEAT DEPTH


The seat depth can be adjusted (100 mm) in relation to the chair back to give the best possible seating position and support for your legs and thighs.



SYNCHRONE MECHANISM

The Sychrone mechanism allows the seat and backrest to move synchronously (simultaneously) in a 1:2.7 ratio. All to promote dynamic sitting. Using the controls, you can easily adjust the chair's tilt and resistance to suit you.






CHAIR BACK'S TILTING RESISTANCE

Entrada II has a well-balanced tilting movement in its back. It lets you quickly and easily set the required tilting resistance for your chair back.



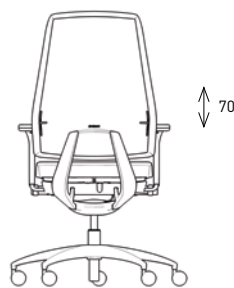
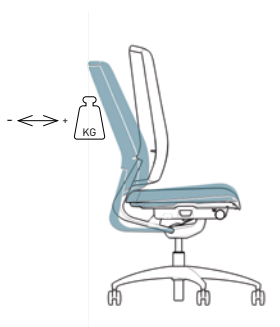
LUMBAR SUPPORT

The lumbar support is integrated into the chair back. It is height adjustable and gives the lower back extra support.



CHAIR BACK POSITION

This lets you set how far back the chair back is allowed to tilt. The back can also be locked in an upright position.



FUNCTIONS & OPTIONS



2D ARMREST

The armrests are fixed to the mechanism, keeping them in place when the seat depth is adjusted. This gives the best lower arm and elbow support. The 2D armrests are height and width adjustable.



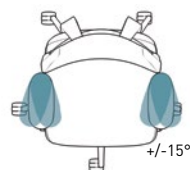
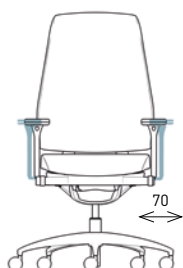
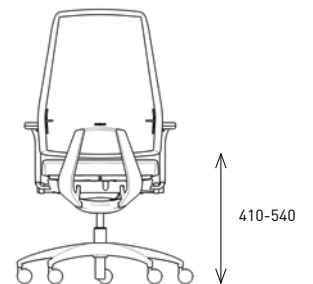
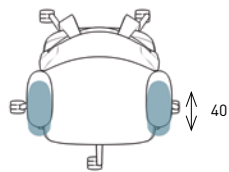
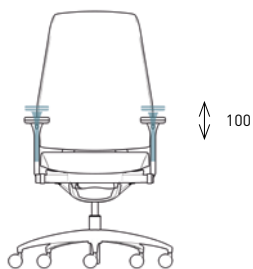
5D ARMREST

The multifunctional 5D armrests are available as options. They are height, forward and backward adjustable, as well as inwards and angled to give optimal support.



GAS SPRING

The gas spring is made of metal and is available in two finishes, graphite black or chrome (used on the polished finish chair model). A gas spring with extra cushioning for increased comfort is available as an option.





HARD CASTORS, STANDARD

Castors can be chosen depending on the type of flooring you have. Select the black hard castors if the flooring is soft.



SOFT CASTORS, OPTION

Select soft black castors with light-grey rubber housing if the flooring is hard.



STAR BASE, STANDARD

By resting your feet on the star base, you take the pressure off the back of your thighs to create a restful position. The star base included as standard is a plastic graphite black model.



STAR BASE, OPTION

Graphite black, silver or die-cast polished aluminium star bases are available as options.



APPEALING EXPRESSION

The Entrada II is available in a number of different finishes and colours. Below you can see which combinations are available when it comes to star base materials, mechanisms, back supports, gas springs and armrests. All for a unified and appealing look.

Armrest pad
Black

Armrest limb
Black

Armrest joint
Polished

Back support
graphite black, silver grey, polished

Mechanism
graphite black, silver grey, polished

Gas spring
black, polished

Star base
graphite black, silver grey, polished, black

NAME	STAR BASE	MECHANISM	BACK SUPPORT	GAS SPRING	ARMREST
A10	Black plastic	Graphite black	Graphite black	Black	Polished
A11	Graphite-black	Graphite black	Graphite black	Black	Polished
A23	Silver grey	Silver grey	Silver grey	Black	Polished
A31	Polished	Graphite black	Graphite black	Black	Polished
A33	Polished	Polished	Polished	Polished	Polished



D-1088-D



D-1088-DLF (2D armrest) / D-1088-DLM (5D armrest)



D-1088-D	470	370 - 470	400-530	410-540	-	-	•	-	•	•
D-1088-DLF	470	370 - 470	400-530	410-540	-	•	200 - 300	-	•	•
D-1088-DLM	470	370 - 470	400-530	410-540	-	•	200 - 300	-	•	•

ENTRADA II - TASK CHAIR

MECHANISM Sincrone mechanism: When tilting, the back and seat move synchronously in a 1:2.7 ratio and variable tilting movement. **BACK** Adjustable tilting resistance and seventeen chair back positions. Integrated height-adjustable lumbar support. **SEAT** Adjustable seat height (gas spring), adjustable seat depth. **PADDING** Polyether. **STARBASE** Black plastic star base (A10) with 5 castors for soft flooring. **OPTIONS** Graphite black (A11), silver grey (A23) or polished aluminium (die-cast) star base (A31, A33), hard flooring castors (RW) and gas spring with extra cushioning (HMTF40). **ARMREST** Functional 2D armrest. Multifunctional 5D armrest. Armrest pad 244 x 111 mm in black PP, height adjustable (190-290 mm) and width adjustable (20 mm/side). **UNIT** mm. **DESIGN** Daniel Figueroa



BETTER AT WORK

We believe in making life better at work. At Kinnarps, we do more than just sell furniture. With products and services to match your needs, we deliver inspiring and effective workspace solutions to help your organisation prosper.
www.kinnarps.com

Kinnarps