

C O M B I N E






COMBINE

To combine. And freedom of choice. Find the coffee table that is the best solution. Both for the room. Its function. And expression. Combined with a sofa, stool or easy chair. For groups or individuals. Meetings or breaks. Combine is a table that offers possibilities. To diversify. Join together. Five different top shapes. Three different leg types. Two heights. Natural wood merges with sleek steel. Straight lines and gentle curves. An appealing balance between materials and design. You create your own table. Your perfect combination.

CREATE YOUR OWN TABLE

Combine is a table with a focus on combinations. You build your own table by joining together different underframes and tops. The appealing basic design offers so many possibilities that you can design your own coffee table entirely in line with your own requirements. So you can find the solution and expression that suits you best. When it comes to finish and design. But also functionality and areas of use. The coffee table is available in different sizes, colours, shapes, materials and heights. Straight or curved lines. Steel or wood. And can be combined with different sofas, easy chairs or stools. The different expressions of the tables make them flexible and suitable in many different types of environments. For various types of meetings. A well-earned rest or a spontaneous conversation. In larger or smaller groups.





ENCOURAGES ENCOUNTERS

The coffee tables in the Combine family have an appealing and sleek design. The clean and simple shape encourages people to meet. It offers an appealing expression and can be easily combined with different types of seating furniture. By placing several smaller round tables with easy chairs, you can easily create section seating for lounges, receptions and café areas. Pleasant and social environments. With functional and aesthetical benefits. For relaxation, meetings and conversations.



RELAXATION. MEETINGS. CONVERSATIONS.



CONVERSATIONS OR RELAXATION

There is a need for dynamics, flexibility and harmony in today's working environments. Creating different groups with coffee tables, easy chairs or sofas encourages people to converse and meet in larger and smaller groups. Areas for work or breaks. Time to breath. Reflect. Or have a coffee break. A vibrant and pleasant working environment. Combine coffee tables are designed to work together or individually. They work just as well at work and outside of work. By bringing them together with colours and shapes and other furnishings, you can create interesting and appealing environments. The combination of different materials and details, wood and fabric, and lines and shapes, provide harmony and togetherness. Soft values which are a significant part of a company's culture. Like a feeling of home at work.







GREAT VARIETY

The strength with Combine lies in the number of choices it offers. And which you can put together and combine. Find the design you are looking for. And functionality. Tops in a range of sizes. And shapes. Straight or rounded corners. With or without a chamfered edge. Oak, beech, birch or white. Legs with straight shapes or soft lines. Steel or wood. Two different heights depending on where they are used. Combined with any type of sofa or easy chair. And how they are to be used.



TUBE LEGS



TAPER LEGS



TWIST LEGS

FUNCTIONS & OPTIONS



DIFFERENT UNDERFRAMES

There are three different types of legs to choose from depending on the top you want to use them with and the finish required. Tube and Twist are made of metal with round or straight designs. Taper is a wooden leg with straight and sleek design.



TOPS

There are five different tops to choose from. Round, rectangular or square. With or without rounded corners. The tops come in three different materials and in different colours. So you can find the design that suits you best.



HEIGHTS

The three leg types are available in two heights, 450 mm and 550 mm. As a result, they can be placed in different types of environments and in combination with different sofas and easy chairs. For different expressions and functionality.




CHAMFERED EDGE

The tops can be had with or without a chamfered edge. A chamfered edge gives the coffee table a floating and appealing appearance.



MATERIAL

WOOD



Oak



Birch

LAMINATE




White



Birch



Beech



Oak

METAL



Black



Silver grey



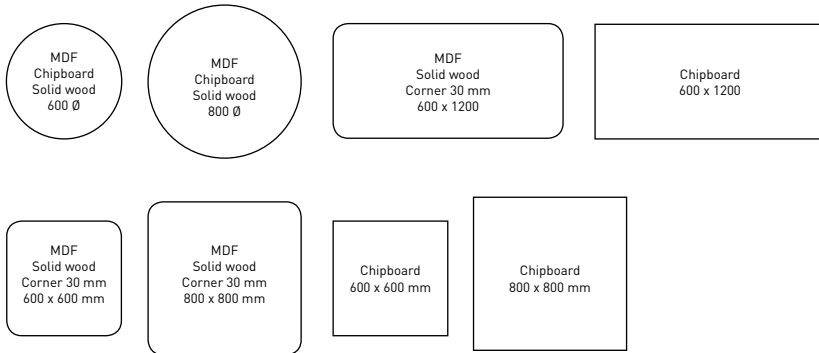
White



Chrome



TOPS



LEGS



COMBINE - TABLE

TOP The tops in the Combine series are available in 5 sizes and 3 different materials. Laminated chipboard with straight edge profile. Laminated MDF top with chamfered edge and rounded corners (30 mm radius). Solid wood tops with chamfered edge and rounded corners with 30 mm radius. **UNDERFRAME** Height: 450/550 mm. White, black, silver, chrome **LEGS** Tube, Twist, Taper. **TABLE HEIGHT:** 450/550 mm **BELONGS TO FAMILY** Combine **UNIT** mm. **DESIGN** The Snowroom



BETTER AT WORK

We believe in making life better at work. At Kinnarps, we do more than just sell furniture. With products and services to match your needs, we deliver inspiring and effective workspace solutions to help your organisation prosper.
www.kinnarps.com

Kinnarps